

Hinged Derails for Exposed Rail on Wooden Ties

SIZING FORM

**MANUAL
LIFT
Sign Holder**

We need the following information to process your order.

DO NOT install on FLUSH RAIL.
If you are installing on curved track, install on OUTER CURVED RAIL

**Please complete
all three
sections**

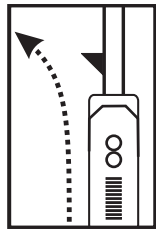
1-way Derails
for all freight cars
and all locomotives

**2-way
Freight Car Derail**
for all freight cars
(and 4-axle
locomotives)

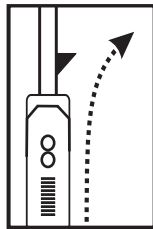
**2-way
Locomotive Derail**
for all freight cars,
4-axle locomotives,
& 6-axle locomotives

① **Derail Direction**

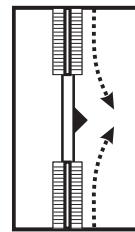
Please check the model you wish to buy



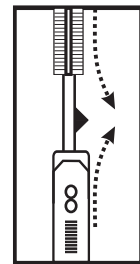
Left throw
#4014-01



Right throw
#4014-02



#4014-03



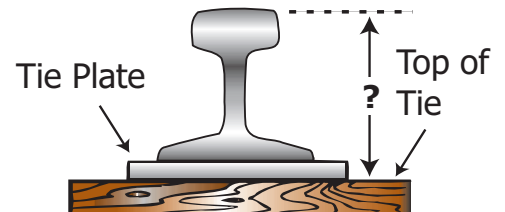
#4014-18

② **Rail size and section** _____

Stamped on web of rail at intervals.

③ **Height of rail above tie** _____

Include tie plate thickness



For more than one track, please fill out a separate form for each.

Do not install hinged derails on resin or concrete ties

If you have steel ties, request sizing form for steel tie hinged derail.

Company _____ Your Name _____

Phone _____ Fax _____

Email _____ Date _____

PO _____ Order # _____

If you've already ordered

This is a special order item and cannot be returned.

PLEASE FAX TO 847.623.6139